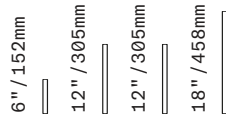


# SkLO Elizabeth II

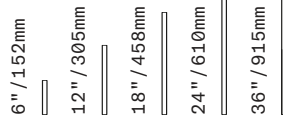
PENDANT

SkLO + AvroKO

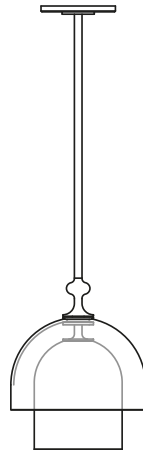
Standard Stem Kit  
48" / 1220mm



Extended Stem Kit  
96" / 2440mm

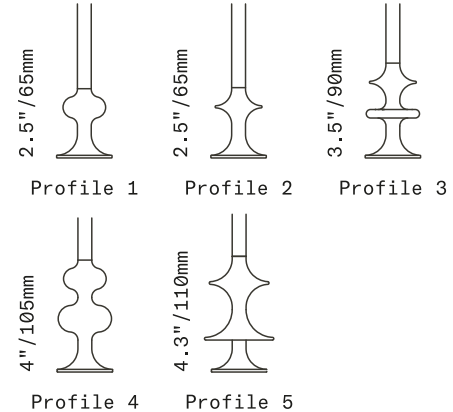


5" / 125mm



9" / 230mm

Profile options:



The Elizabeth lighting series combines glass shapes of different geometries within an outer transparent glass dome. The pendant stem transitions above the glass into a decorative metal profile. The Elizabeth II Pendant pairs a smaller elongated inner dome of lit opaque glass with its larger outer transparent glass dome. Available in multiple profile options, glass color combinations, and brass hardware finishes. Part of the SkLO + AvroKO collection – a collaboration between SkLO and the AvroKO Partners.

UL listed suitable for dry and damp locations (US & Canada)

Socket 120V G9 7W Max (LED bulb included)

Requires recessed electrical box for installation

Standard canopy does NOT accommodate sloped ceilings or swagging of this light. Other canopy options are available at an additional cost. Visit the Accessories page on our website to see available canopy options and review compatibility

This fixture is compatible with one or more of SkLO customizable multi-pendant canopy systems. Visit the Accessories page on our website to see available systems and review compatibility

Fixture length:

Fixture includes our field-adjustable Standard Stem Kit (consists of (1) 6"/152mm, (2) 12"/305mm, and (1) 18"/458mm combinable stem sections) – additional Stem Kits are available at additional cost

Our field-adjustable Extended Stem Kit is available at additional cost (consists of (1) 6"/152mm, (1) 12"/305mm, (1) 18"/458mm, (1) 24"/610mm and (1) 36"/915mm combinable stem sections)

Custom cut-to-order stems (not field-adjustable) available – requires specified OAL (overall drop length) – minimum OAL 19"/480mm. Lengths over 61"/1550mm available at additional cost

Fixture weight (approximate): 10lbs/5kg

Handblown glass production results in variation in dimensions, shape, color saturation, color tint, and imperfections such as small bubbles. This is part of SkLO design intent

Made in the Czech Republic

|                   |           |
|-------------------|-----------|
| LT616 [-----][--] | Profile 1 |
| LT617 [-----][--] | Profile 2 |
| LT618 [-----][--] | Profile 3 |
| LT619 [-----][--] | Profile 4 |
| LT620 [-----][--] | Profile 5 |

|              |   |
|--------------|---|
| Glass colors | <ul style="list-style-type: none"> <li><span style="color: #c49a3b;">●</span> Light Beige/Olivin [LBEOLV]</li> <li><span style="color: #2e8b57;">●</span> Pastel Green/Pine Tree Green [PAGPTG]</li> <li><span style="color: #808080;">●</span> White/Smoke [WHTSMK]</li> </ul> |
|--------------|---|

|                |  |
|----------------|--|
| Metal finishes | <ul style="list-style-type: none"> <li><span style="color: #808080;">●</span> Antique Brass [AB]</li> <li><span style="color: #000000;">●</span> Dark Oxidized [DX]</li> <li><span style="color: #c49a3b;">●</span> Brushed Brass [BB]</li> <li><span style="color: #808080;">●</span> Brushed Nickel [BN]</li> <li><span style="color: #c49a3b;">●</span> Polished Nickel [PN]</li> </ul> |
|----------------|--|

